
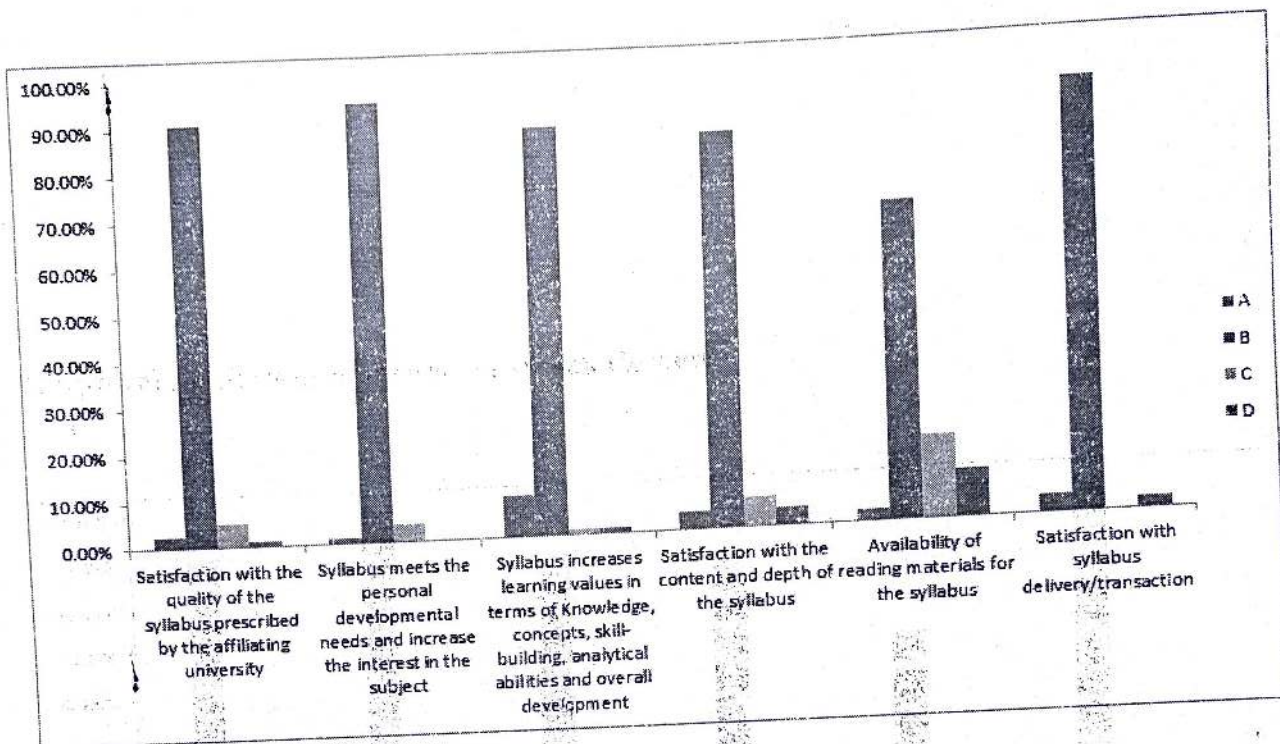


## Tabular Analysis of Students' Feedback Response

Q.No	Nature of Question	Opinions of answer in Percentage					
		Very Much (A)	Yes (B)	More or less (C)	No (D)	Positive Response (A+B)	Negative Response (C+D)
1	Satisfaction with the quality of the syllabus prescribed by the affiliating university	2.60%	90.80 %	5.30%	1.30%	93.40%	6.60%
2	Syllabus meets the personal developmental needs and increase the interest in the subject	1.30%	94.80 %	3.90%	0.00%	96.10%	3.90%
3	Syllabus increases learning values in terms of knowledge, concepts, skill-building, analytical abilities and overall development	9.10%	88.30 %	1.30%	1.30%	97.40%	2.60%
4	Satisfaction with the content and depth of the syllabus	3.90%	85.70 %	6.50%	3.90%	89.60%	10.40%
5	Availability of reading materials for the syllabus	2.60%	68.80 %	18.20%	10.40 %	71.40%	28.60%
6	Satisfaction with syllabus delivery/transaction	3.90%	93.50 %	0.00%	2.60%	97.40%	2.60%

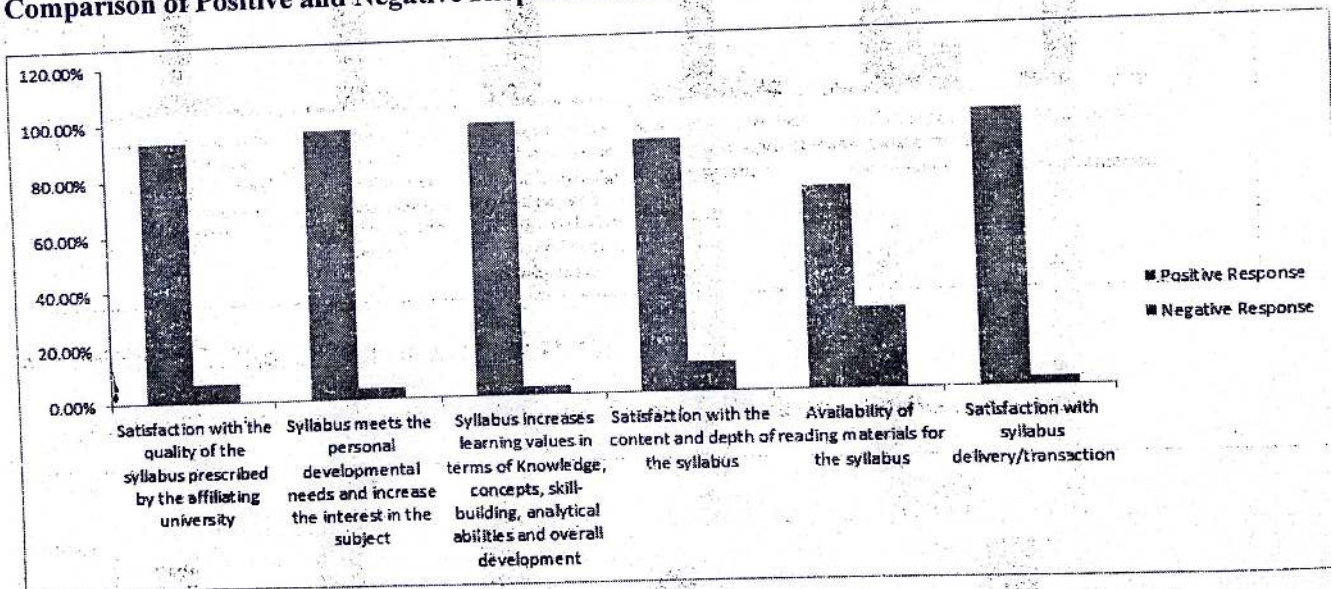
  
 Dr. B.D. Thumdal  
 Principal  
 United College, Chandel  
 Government of Manipur

## Graphical Analysis of Students' Feedback Response



A: Very Much, B: Yes, C: More or Less and D: No

## Comparison of Positive and Negative Response from the Student's Feedback report



## Observation from the Students' feedback response


Statistical analysis of the feedback response from students shows that the students have mostly positive attitude towards the syllabus for all the questions raised. However, a significant section of the students seems to be unhappy with the availability of the reading materials. Necessary steps need to be taken to address this issue.

*Dr. BD. Thumdal*  
Principal  
United College, Chandel  
Government of Manipur



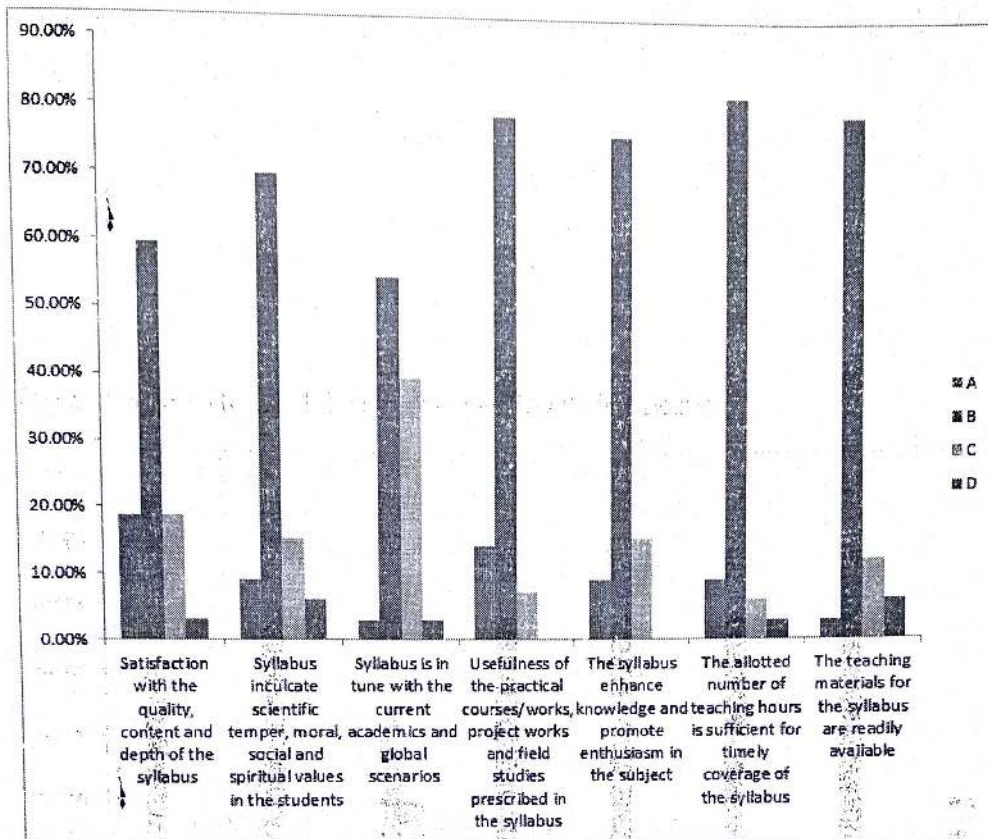
### Tabular Analysis of the Teachers' Feedback Response

Q.No.	Nature of Question	Opinions of answer in Percentage					
		Very Much (A)	Yes (B)	More or less (C)	No (D)	Positive Response (A+B)	Negative Response (C+D)
1	Satisfaction with the quality, content and depth of the syllabus	18.80%	59.40%	18.80%	3.10%	78.20%	21.90%
2	Syllabus inculcate scientific temper, moral, social and spiritual values in the students	9.10%	69.70%	15.20%	6.10%	78.80%	21.30%
3	Syllabus is in tune with the current academics and global scenarios	3%	54.50%	39.40%	3%	57.50%	42.40%
4	Usefulness of the practical courses/works, project works and field studies prescribed in the syllabus	14.30%	78.60%	7.10%	0.00%	92.90%	7.10%
5	The syllabus enhances knowledge and promote enthusiasm in the subject	9.00%	75.80%	15.20%	0.00%	84.80%	15.20%
6	The allotted number of teaching hours is sufficient for timely coverage of the syllabus	9.10%	81.80%	6.10%	3%	90.90%	9.10%
7	The teaching materials for the syllabus are readily available	3%	78.80%	12.10%	6.10%	81.80%	18.20%

  
 Dr. BD. Thumdal  
 Principal  
 United College, Chandel  
 Government of Manipur




## Graphical Analysis of Teachers' Feedback Response



A: Very Much, B: Yes, C: More or Less and D: No

## Comparison of Positive and Negative Response from the Teachers' Feedback report



*Dr. BD. Thumdal*  
Principal  
United College, Chandel  
Government of Manipur



### Observations on Teachers' Feedback


1. A majority of the teachers are satisfied with the quality and content of the syllabus.
2. Close to 50% of the teachers feel that the syllabus is not in tune with the current academics and Global scenarios.
3. Majority of the teachers are satisfied with the availability of teaching materials and number of teaching hours allotted.
4. On the issue of Project works/practical courses and field works the teachers' response are on the positive side.


### Recommendations on improving the Syllabus and its delivery system from the teachers

1. Revision of syllabus at least once in three years
2. To include topic on Gender equality and give proper focus on value education.
3. Improvements to keep in tune with changing trends
4. Reduction of Syllabus for 1<sup>st</sup> Semester Botany
5. More emphasis on conceptual based learning
6. Instances where there is no co-relation with the theory and practical part should be rectified.
7. Maintaining adequate number of teachers and student teacher ratio.
8. Emphasis on experiential learning
9. Making the assigned units to teachers interchangeable amongst themselves half yearly or yearly.

This Feedback Survey has been prepared by

1. Dr. Dominic Thangminlen Haokip
2. Dr. Mohd Mustaque Ahmed
3. Dr. RK. Hemanta Singh
4. Dr. Guisuibou Daimei

  
(Dr. Mohd Mustaque Ahmed)  
IQAC, Co-ordinator  
United College, Lambung,  
Chandel


  
(Dr. BD. Thumdal)  
Principal  
United College, Lambung  
Chandel  
Dr. BD. Thumdal  
Principal  
United College, Chandel  
Government of Manipur

**Government of Manipur  
Office of the Principal  
United College, Lambung, Chandel**

**Action taken report on the feedback received from students and teachers of the  
College on the syllabus**

Based on the analysis of the feedback and recommendations received from the students, teachers and the IQAC of the College, the following actions have been taken-up to improve the syllabus and its transaction.

1. Setting up of Mentor-Mentee system to cater to the needs of the students and provide a personal guidance system to the students.
2. Subscription and enrolment of the students to N-LIST in order to provide them with readily available reading materials.
3. Installation of Wi-Fi in the Campus for easing the net availability to each and every one of the students
4. Organization of workshop on ICT tools and Open Educational Resources for the Students and Teachers.
5. Meeting on the findings of the feedback survey and forwarding of the recommendations on the Syllabus to the Syllabus Committee of Manipur University.

  
(Dr. BD. Thumdal) 26/4/21

Principal  
United College, Lambung  
Chandel  
**Dr. BD. Thumdal**  
Principal  
United College, Chandel  
Government of Manipur